



DIRECTORATE GENERAL OF SHIPPING

ANNUAL STCW REPORT – NAUTICAL

2023

NAUTICAL EAC BRANCH

Certification & Examination Report under the Standards of Training, Certification, and Watchkeeping for Seafarers (STCW)

Nautical EAC Branch

Date of issue: 14 August 2024.

Foreword

13 August 2024

As the Chief Examiner of Master & Mates, I am pleased to present the Annual STCW Certificates and Training Institute Report for the year 2023. This comprehensive document serves as a testament to the dedication and hard work of our maritime community in upholding the highest standards of seafarer training and certification.

The maritime industry continues to evolve rapidly, facing new challenges and opportunities in the realms of technology, safety, and environmental stewardship. In this context, the importance of maintaining rigorous standards in the training and certification of our seafarers cannot be overstated. The Standards of Training, Certification, and Watchkeeping for Seafarers (STCW) Convention remains our guiding light in this endeavour, ensuring that mariners worldwide are equipped with the knowledge and skills necessary to navigate the complexities of modern seafaring.

I am particularly heartened to highlight some of the remarkable achievements detailed in this report:

- A record-breaking 3,721 Certificates of Competence (COCs) for foreign-going vessels were issued in 2023-24, the highest number in the past five years.
- We saw a significant increase in Near-Coastal Voyage (NCV) COCs, with 128 issued this year, also marking a five-year high.
- A record breaking 4,643 Deck Rating Watchkeeping and 3,075 Able Seafarers Deck COPs were issued during the year 2023. This indicates a total of 7718 numbers of ratings obtained their COP's which increased the employment opportunities of Indian ratings.
- The issuance of 15,785 Basic Oil & Chemical Dangerous Cargo Endorsements and 4,746 Basic Gas Dangerous Cargo Endorsements in 2023-24 underscores our commitment to specialised training in crucial areas of maritime operations.
- Our training institutes have shown commendable performance, with top performers achieving pass rates of 74.39% for Second Mate, 72.4% for First Mate Phase I, 69.94% for First Mate Phase II, and 74.29% for Master of a Foreign-Going Ship certifications.

These statistics reflect the growing strength and global competitiveness of Indian seafarers. The consistent improvement in pass rates across various programs is encouraging, demonstrating the effectiveness of our training methodologies and the commitment of our candidates.

However, we must not rest on our laurels. The varying pass rates among different programs and institutes highlight areas where we can further enhance our training approaches. For instance, the pass rates for NCV programs, ranging from 58.97% to 85%, indicate room for improvement in certain areas. Also, there is a need to increase the number of officers in the NCV grade to support the Indian Coastal Shipping. This Directorate is committed to facilitate and promote the NCV grades by a focussed approach in the coming years.


This report serves not only as a record of our achievements but also as a roadmap for continuous improvement. It provides valuable insights that will inform our strategies to raise the bar of maritime education and training in India.

I extend my gratitude to all stakeholders - the maritime administration, training institutes, examiners, and most importantly, the aspiring and serving seafarers - for their unwavering commitment to excellence. Your collective efforts ensure that India continues to produce world-class mariners who uphold the highest standards of safety, competence, and professionalism on the high seas.

As we look to the future, let us use the insights from this report to further strengthen our training programs, enhance our certification processes, and ultimately, contribute to safer, more efficient, and environmentally responsible maritime operations globally.

Thank you for your continued dedication to the advancement of maritime education and training in India. Together, we are charting a course for excellence in the maritime industry.

I sincerely acknowledge the efforts of Capt. Ravi Singh Sikarwar, NS, DGS, in preparing the report under the able guidance of Capt. Anish Joseph, DyNA, DGS.



Capt. Abul Kalam Azad,
Nautical Adviser to Government of India (i/c)
& Chief Examiner of Master & Mates

Table of Contents:

Part A – STCW certificates issued by DGS / MMDs

1. Introduction

1.1 Overview of STCW Certification and its Importance

1.2 Purpose of the Report

1.3 Executive Summary

2. Certificates of Competence Issued

2.1 Foreign-Going Grades

2.2 Near-Coastal Voyage (NCV) Grades

3. Certificate of Equivalence (COE)

3.1 COE Issuance Statistics

3.2 New and Renewal COEs

4 Global Maritime Distress and Safety System (GMDSS -COC)

4.1 GMDSS COC Issuance by Maritime Office

4.2 Trends and Analysis

5 Dangerous Cargo Endorsements – Advanced COP in Tanker Operations

5.1 Advanced Oil Tanker Endorsements

5.2 Advanced Chemical Tanker Endorsements

5.3 Advanced Gas Tanker Endorsements

6 Certificates of Proficiency (COP)

6.1 COP in Rating Forming Part of Navigational Watch and Able Seafarer Deck

6.2 COP in IGF Basic

6.3 COP in Basic Oil & Chemical Dangerous Cargo Endorsement (DCE) Deck

6.4 COP Gas Dangerous Cargo Endorsement (DCE) Deck

Part B – Performance of Maritime Training Institutes

- I. Introduction**
- II. Overview of Programs**
- III. Executive Summary**
- IV. Second Mate of a Foreign Going Ship**
- V. First Mate of Foreign Going Ship Phase I**
- VI. First Mate of Foreign Going Ship Phase II**
- VII. Master of a Foreign Going Ship**
- VIII. Master NCV**
- IX. First Mate NCV**
- X. NWKO NCV**

I. Introduction

1.1 Overview of STCW Certification and its Importance

The STCW Convention, established by the International Maritime Organization (IMO), sets international standards for the training, certification, and watchkeeping of seafarers. Its primary aim is to ensure that seafarers worldwide are properly trained and qualified, promoting maritime safety, environmental protection, and the well-being of seafarers. By standardizing these requirements globally, STCW certification helps prevent maritime accidents and ensures efficient and safe vessel operations.

1.2 Purpose of the Report

The Annual STCW Report for 2023 provides an overview of the maritime administration's certification activities over the past year. It includes data on the issuance of various STCW certificates, compliance and enforcement measures, and performance of training programs. The report aims to inform stakeholders about current trends, challenges, and developments in STCW certification, and to highlight efforts to maintain high standards of maritime safety and competence.

1.3 Executive Summary

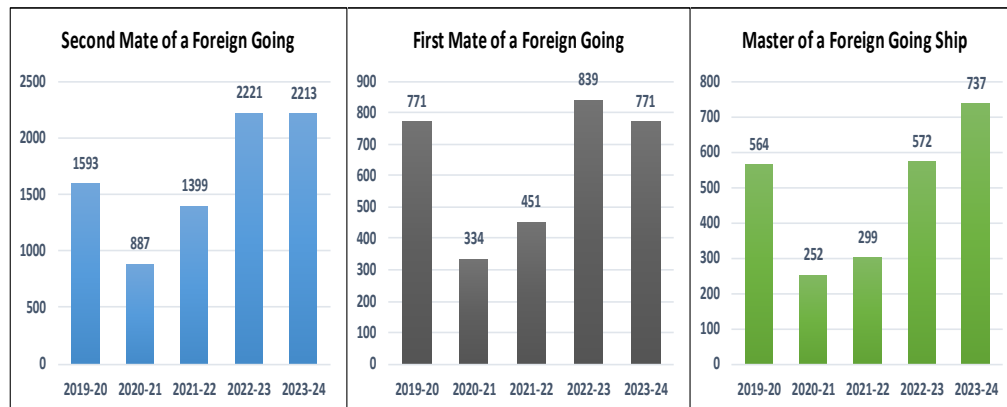
The STCW Annual Report 2023 offers a detailed overview of the maritime administration's certification activities throughout the past year. This report underscores significant trends and developments in the issuance of various STCW certificates, the performance of maritime training programs, and the administration's dedicated efforts to uphold high standards of maritime safety and competence.

1. In 2023-24, a record-breaking total of 3,721 Certificates of Competence (COC) for foreign-going vessels were issued, marking the highest number in the past five years. Additionally, 128 Near-Coastal Voyage (NCV) COCs were issued, also the highest in the last five years.
2. A record breaking 4,643 Deck Rating Watchkeeping and 3,075 Able Seafarers Deck COPs were issued during the year 2023. This indicates a total of 7718 numbers of ratings obtained their COP's which increased the employment opportunities of Indian ratings.
3. The issuance of Global Maritime Distress and Safety System (GMDSS) COCs saw MMD Mumbai handling the highest load percentage, accounting for approximately 35% of the total GMDSS COCs issued across all MMDs.
4. In terms of Dangerous Cargo Endorsements, MMD Mumbai led the issuance of Advanced Dangerous Cargo Endorsements for Oil Tankers, Chemical Tankers, and Gas Tankers during the year 2023-24.
5. For Certificates of Proficiency (COP), 4,643 COPs in Rating Forming Part of Navigational Watch and 3,075 COPs for Able Seafarer Deck were issued in 2023-24.
6. Furthermore, the year 2023-24 witnessed the highest issuance of Basic Oil & Chemical Dangerous Cargo Endorsements (DCE) Deck with 15,785 issued, COPs in Basic Gas Dangerous Cargo Endorsements (DCE) Deck with 4,746 issued, and COPs in IGF Basic Deck with 3,031 issued.

2. Certificates of Competence issued for Foreign-going and Near-Coastal Voyage (NCV) grades:

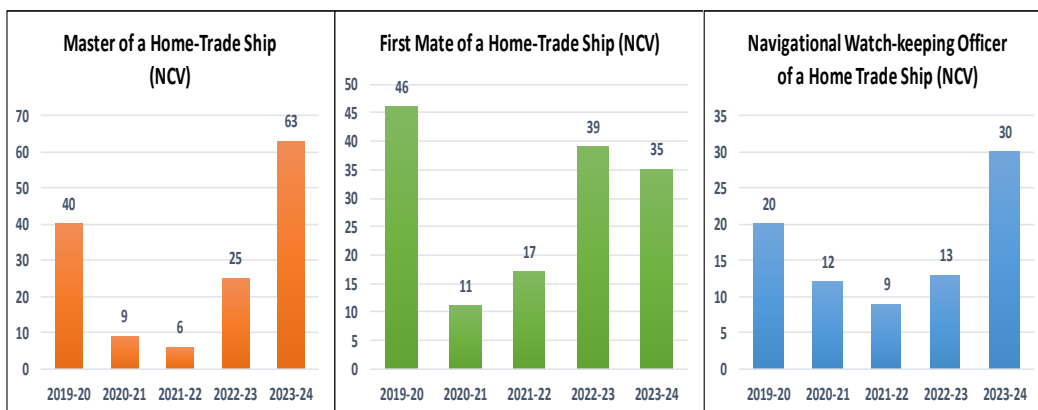
2.1

	2019-20	2020-21	2021-22	2022-23	2023-24
Second Mate of a Foreign Going	1593	887	1399	2221	2213
First Mate of a Foreign Going	771	334	451	839	771
Master of a Foreign Going Ship	564	252	299	572	737



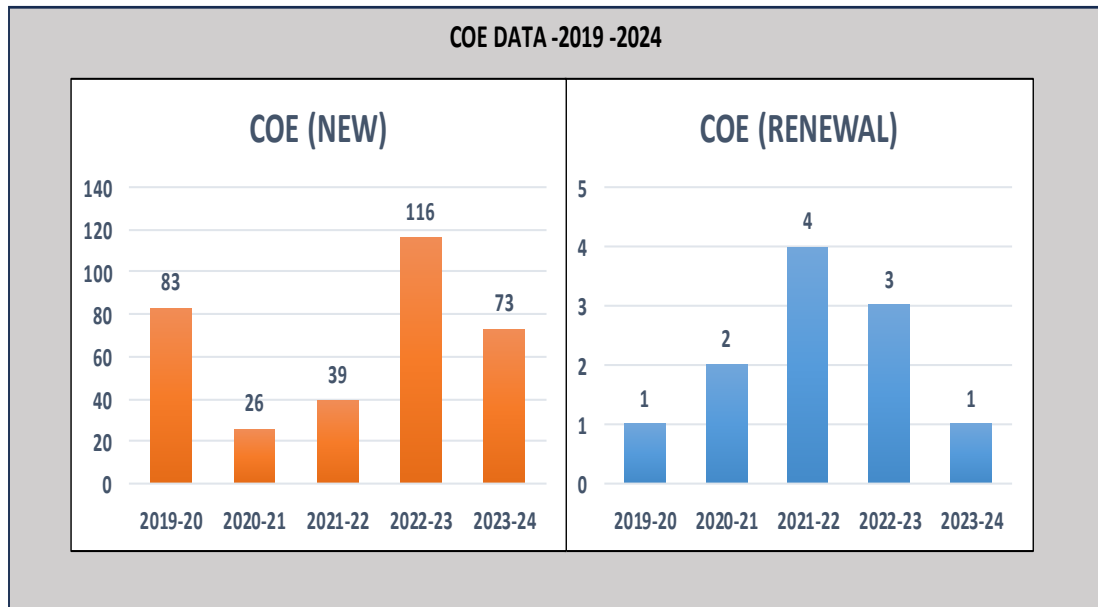
2.2

	2019-20	2020-21	2021-22	2022-23	2023-24
Master of a Home-Trade Ship (NCV)	40	9	6	25	63
First Mate of a Home-Trade Ship (NCV)	46	11	17	39	35
Navigational Watch-keeping Officer of a Home Trade Ship (NCV)	20	12	9	13	30



3. Certificate of Equivalence (COE)

COE					
	2019-20	2020-21	2021-22	2022-23	2023-24
COE (NEW)	83	26	39	116	73
COE (RENEWAL)	1	2	4	3	1

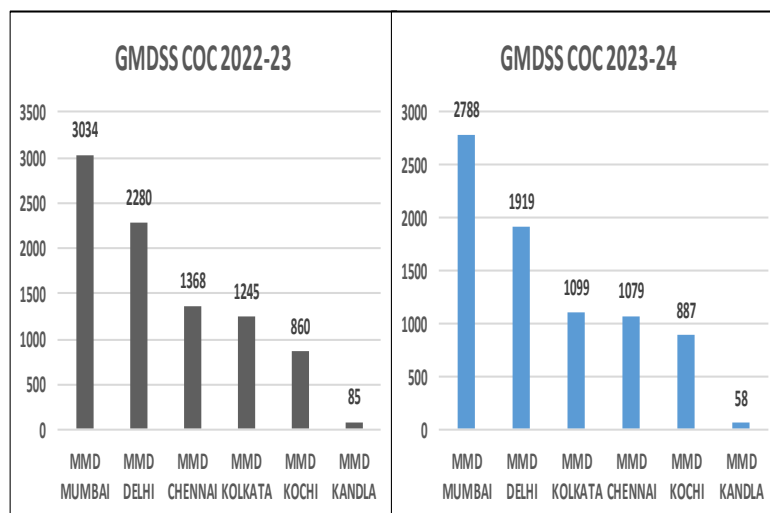
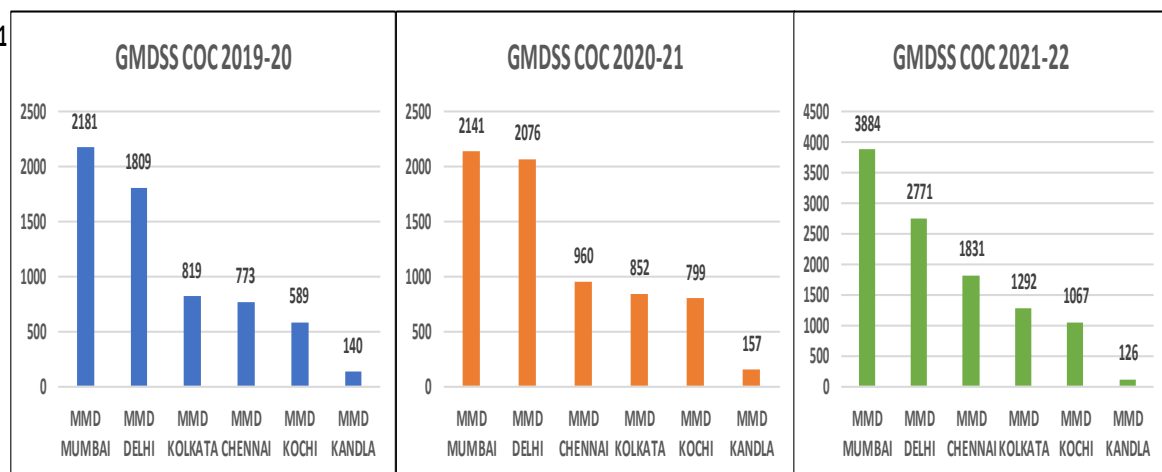


4. Global Maritime Distress and Safety System (GMDSS) Certificate of Competency (COC)

4

GMDSS COC		GMDSS COC		GMDSS COC		GMDSS COC		GMDSS COC	
2019-20		2020-21		2021-22		2022-23		2023-24	
MMD MUMBAI	2181	MMD MUMBAI	2141	MMD MUMBAI	3884	MMD MUMBAI	3034	MMD MUMBAI	2788
MMD DELHI	1809	MMD DELHI	2076	MMD DELHI	2771	MMD DELHI	2280	MMD DELHI	1919
MMD KOLKATA	819	MMD CHENNAI	960	MMD CHENNAI	1831	MMD CHENNAI	1368	MMD KOLKATA	1099
MMD CHENNAI	773	MMD KOLKATA	852	MMD KOLKATA	1292	MMD KOLKATA	1245	MMD CHENNAI	1079
MMD KOCHI	589	MMD KOCHI	799	MMD KOCHI	1067	MMD KOCHI	860	MMD KOCHI	887
MMD KANDLA	140	MMD KANDLA	157	MMD KANDLA	126	MMD KANDLA	85	MMD KANDLA	58
Total	6311		6985		10971		8872		7830

4.1



5.1 COP in Advanced Oil Tanker Operations.

5.1

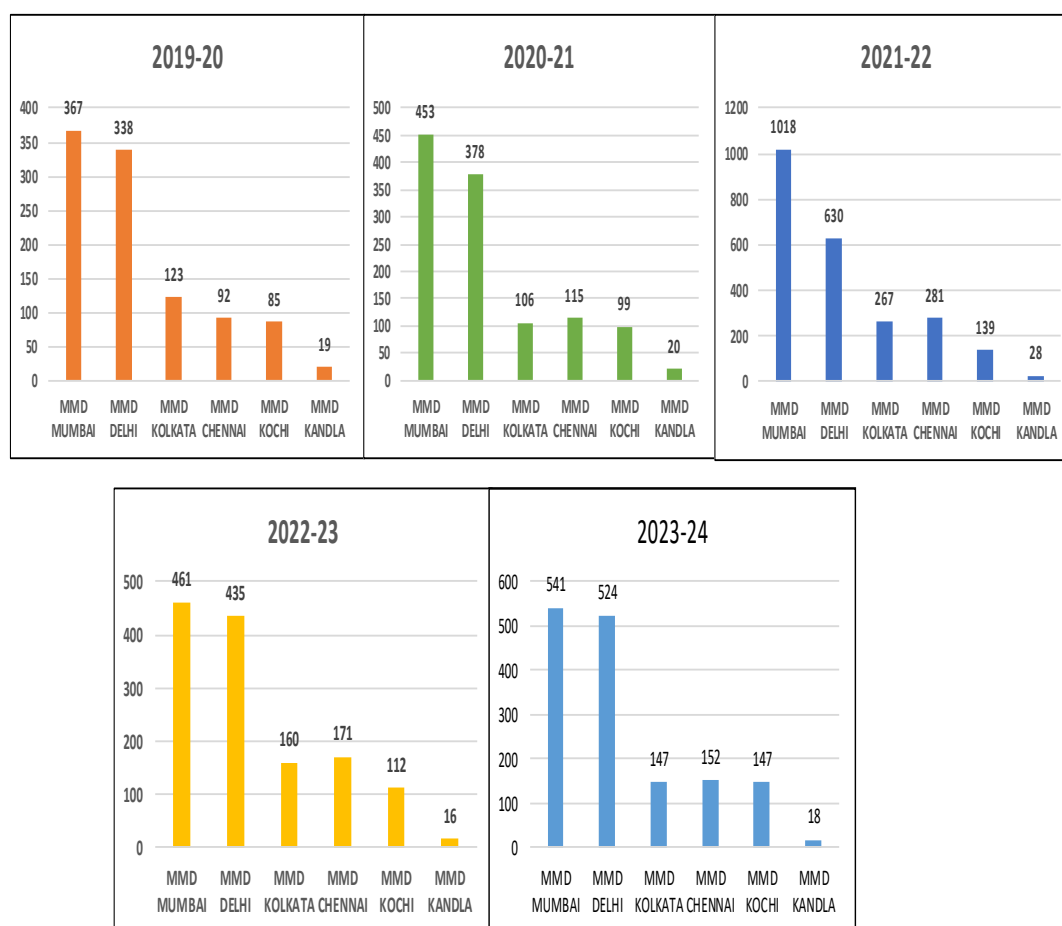
COP in Advanced (Oil Tanker)									
	2019-20		2020-21		2021-22		2022-23		2023-24
MMD MUMBAI	732	MMD MUMBAI	847	MMD MUMBAI	1811	MMD MUMBAI	918	MMD MUMBAI	917
MMD DELHI	504	MMD DELHI	574	MMD DELHI	1344	MMD DELHI	835	MMD KOLKATA	302
MMD KOLKATA	194	MMD KOLKATA	240	MMD KOLKATA	577	MMD CHENNAI	314	MMD KOCHI	289
MMD CHENNAI	175	MMD CHENNAI	218	MMD CHENNAI	546	MMD KOLKATA	281	MMD KANDLA	289
MMD KOCHI	131	MMD KOCHI	172	MMD KOCHI	261	MMD KOCHI	208	MMD DELHI	284
MMD KANDLA	20	MMD KANDLA	26	MMD KANDLA	46	MMD KANDLA	26	MMD CHENNAI	284
TOTAL	1756		2077		4585		2582		2365



5.2 COP in Advanced Chemical Tanker Operations.

5.2

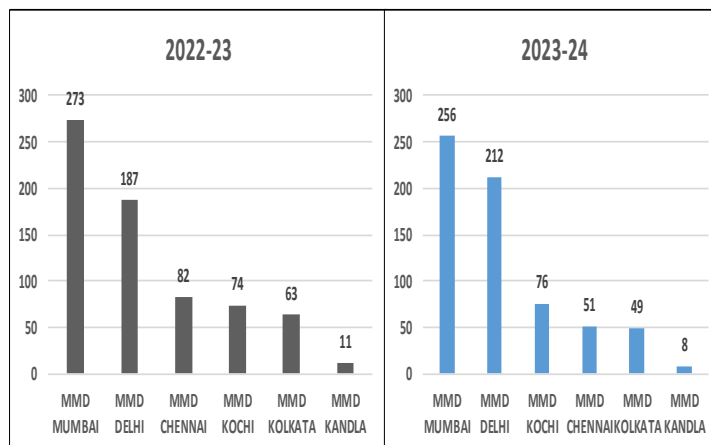
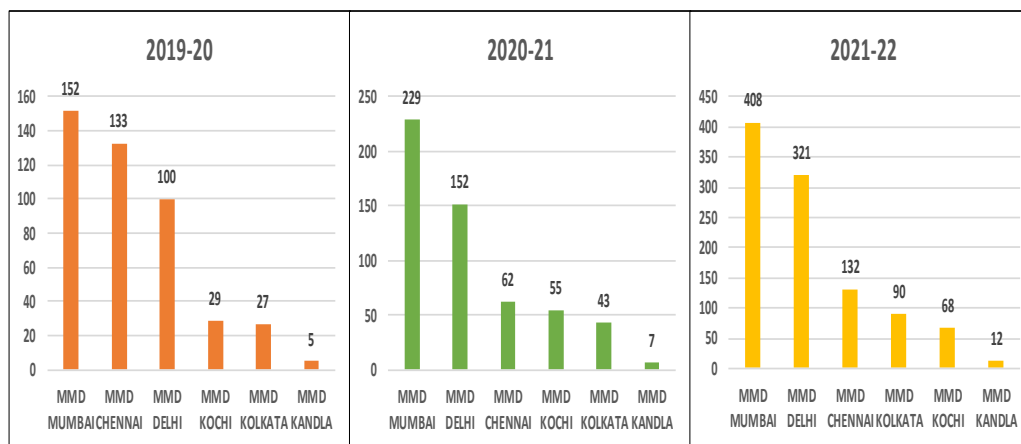
DC Endorsement Advanced (Chemical Tanker)									
	2019-20		2020-21		2021-22		2022-23		2023-24
MMD MUMBAI	367	MMD MUMBAI	453	MMD MUMBAI	1018	MMD MUMBAI	461	MMD MUMBAI	541
MMD DELHI	338	MMD DELHI	378	MMD DELHI	630	MMD DELHI	435	MMD DELHI	524
MMD KOLKATA	123	MMD KOLKATA	106	MMD KOLKATA	267	MMD KOLKATA	160	MMD KOLKATA	147
MMD CHENNAI	92	MMD CHENNAI	115	MMD CHENNAI	281	MMD CHENNAI	171	MMD CHENNAI	152
MMD KOCHI	85	MMD KOCHI	99	MMD KOCHI	139	MMD KOCHI	112	MMD KOCHI	147
MMD KANDLA	19	MMD KANDLA	20	MMD KANDLA	28	MMD KANDLA	16	MMD KANDLA	18
TOTAL	1024		1171		2363		1355		1529



5.3 COP in Advanced Gas Tanker Operations.

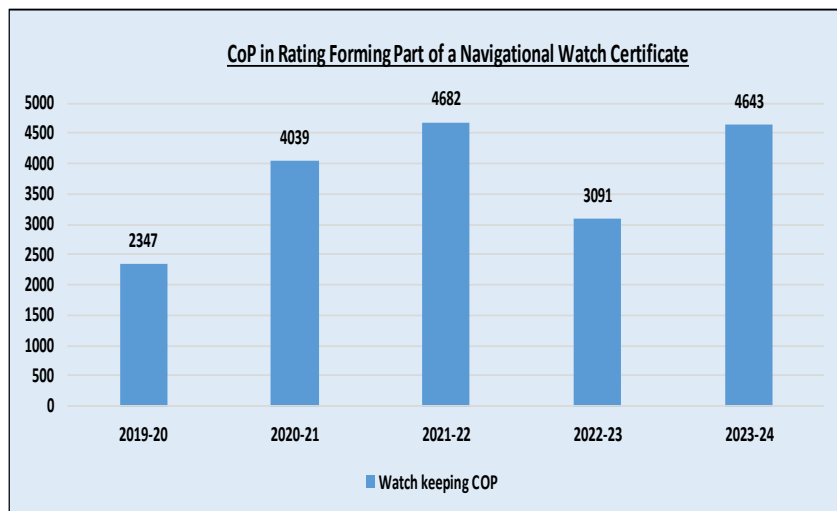
5.3

DC Endorsement Advanced (Gas Tanker)									
	2019-20		2020-21		2021-22		2022-23		2023-24
MMD MUMBAI	152	MMD MUMBAI	229	MMD MUMBAI	408	MMD MUMBAI	273	MMD MUMBAI	256
MMD CHENNAI	133	MMD DELHI	152	MMD DELHI	321	MMD DELHI	187	MMD DELHI	212
MMD DELHI	100	MMD CHENNAI	62	MMD CHENNAI	132	MMD CHENNAI	82	MMD KOCHI	76
MMD KOCHI	29	MMD KOCHI	55	MMD KOLKATA	90	MMD KOCHI	74	MMD CHENNAI	51
MMD KOLKATA	27	MMD KOLKATA	43	MMD KOCHI	68	MMD KOLKATA	63	MMD KOLKATA	49
MMD KANDLA	5	MMD KANDLA	7	MMD KANDLA	12	MMD KANDLA	11	MMD KANDLA	8
TOTAL	446		548		1031		690		652

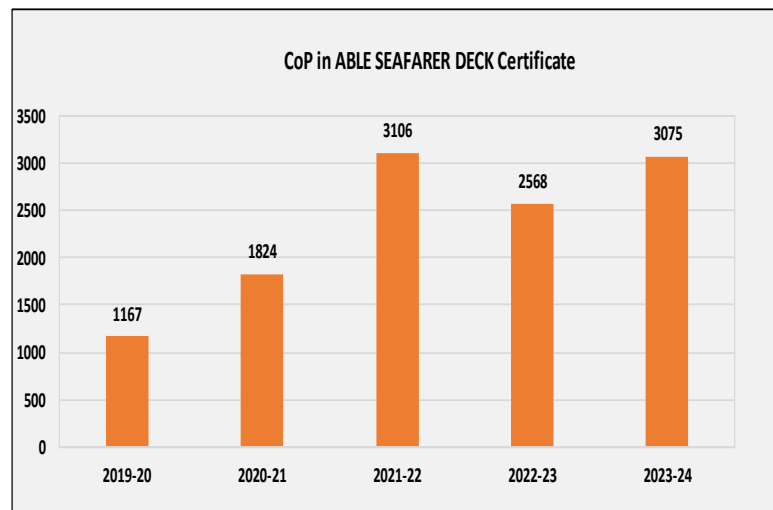


6.1 Certificate of Proficiency (COP) in Rating Forming Part of Navigational Watch and Able Seafarer Deck

CoP in Rating Forming Part of a Navigational Watch Certificate					
	2019-20	2020-21	2021-22	2022-23	2023-24
Watch keeping COP	2347	4039	4682	3091	4643



CoP in ABLE SEAFARER DECK Certificate					
	2019-20	2020-21	2021-22	2022-23	2023-24
Able COP	1167	1824	3106	2568	3075



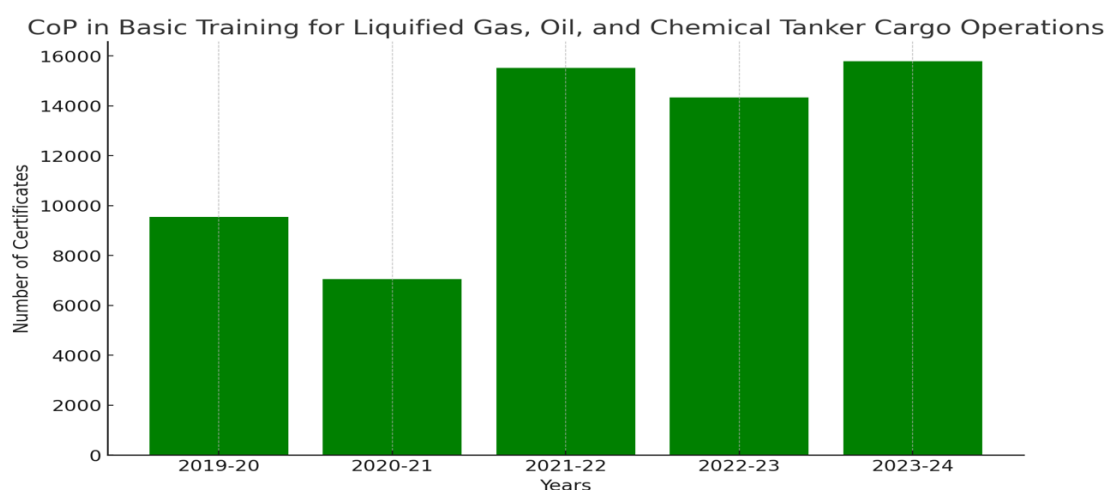
6.2 Certificate of Proficiency (COP) in IGF Basic Deck

IGF Code Basic CoP					
	2019-20	2020-21	2021-22	2022-23	2023-24
IGF COP	0	109	2092	2807	3031



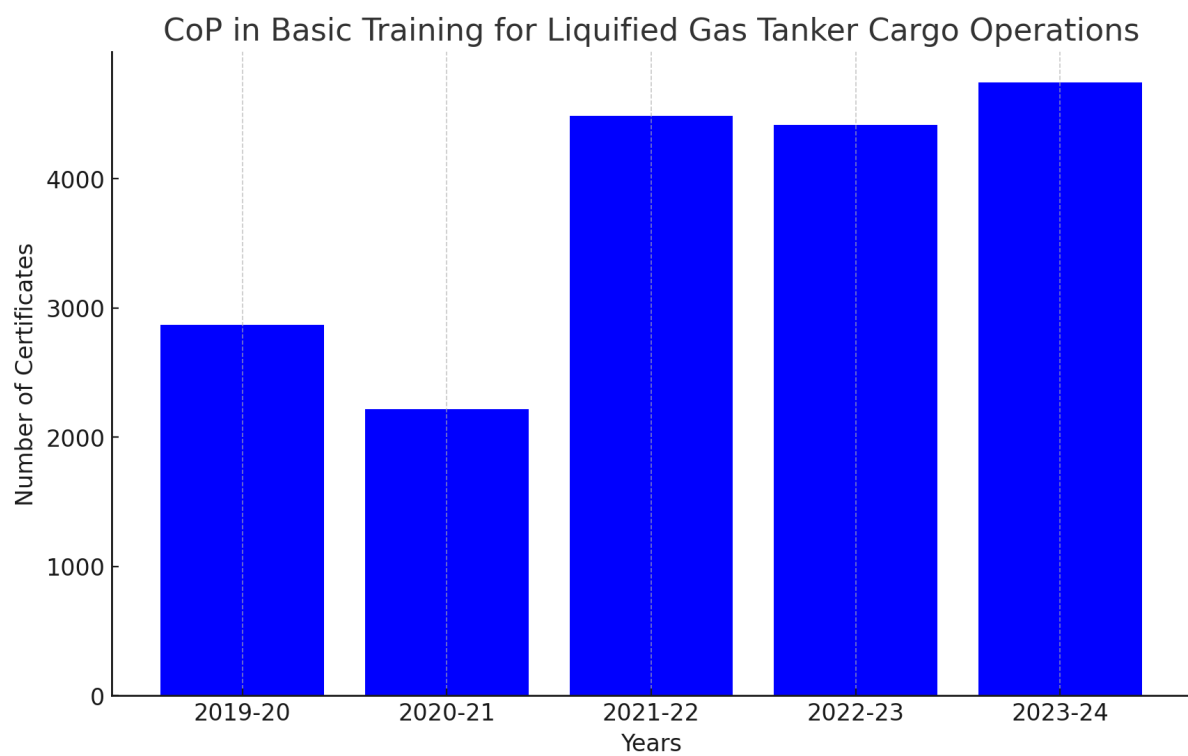
6.3. Certificate of Proficiency (COP) in Basic Oil & Chemical, Dangerous Cargo Endorsement (DCE) Deck

CoP in Basic Training for Liquified Gas, Oil and Chemical Tanker Cargo Operations Certificate					
	2019-20	2020-21	2021-22	2022-23	2023-24
Oil and chemical	9537	7058	15519	14331	15785



6.4. Certificate of Proficiency (COP) in Basic Gas Dangerous Cargo Endorsement (DCE) Deck

CoP in Basic Training for Liquified Gas, Oil and Chemical Tanker Cargo Operations Certificate					
	2019-20	2020-21	2021-22	2022-23	2023-24
Gas	2870	2218	4487	4419	4746



Part B – Performance of Maritime Training Institutes

I. Introduction

The Annual Training Institute Report for the year 2023 provides a comprehensive analysis of the performance of candidates from various maritime training institutes across India. The data covers the examination results for the following programs:

II. Overview of Programs

1. Second Mate of a Foreign Going Ship
2. First Mate of Foreign Going Ship Phase I
3. First Mate of Foreign Going Ship Phase II
4. Master of a Foreign Going Ship
5. Master NCV
6. First Mate NCV
7. NWKO NCV

The analysis of the performance data in this report identifies both the strengths and areas needing improvement across various maritime training institutes. This information is crucial for implementing best practices and addressing gaps, ultimately enhancing the quality of maritime education and training.

III. Executive Summary - Part B

The report provides a detailed analysis of the performance outcomes from various maritime training institutes across India. This section highlights success rates, participation trends, and key areas for improvement within the major certification programs.

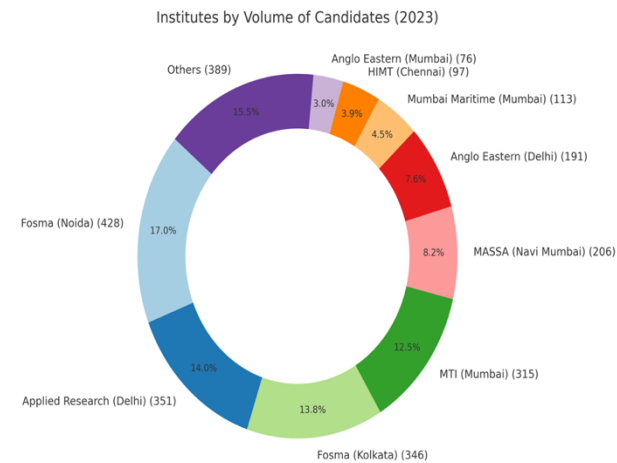
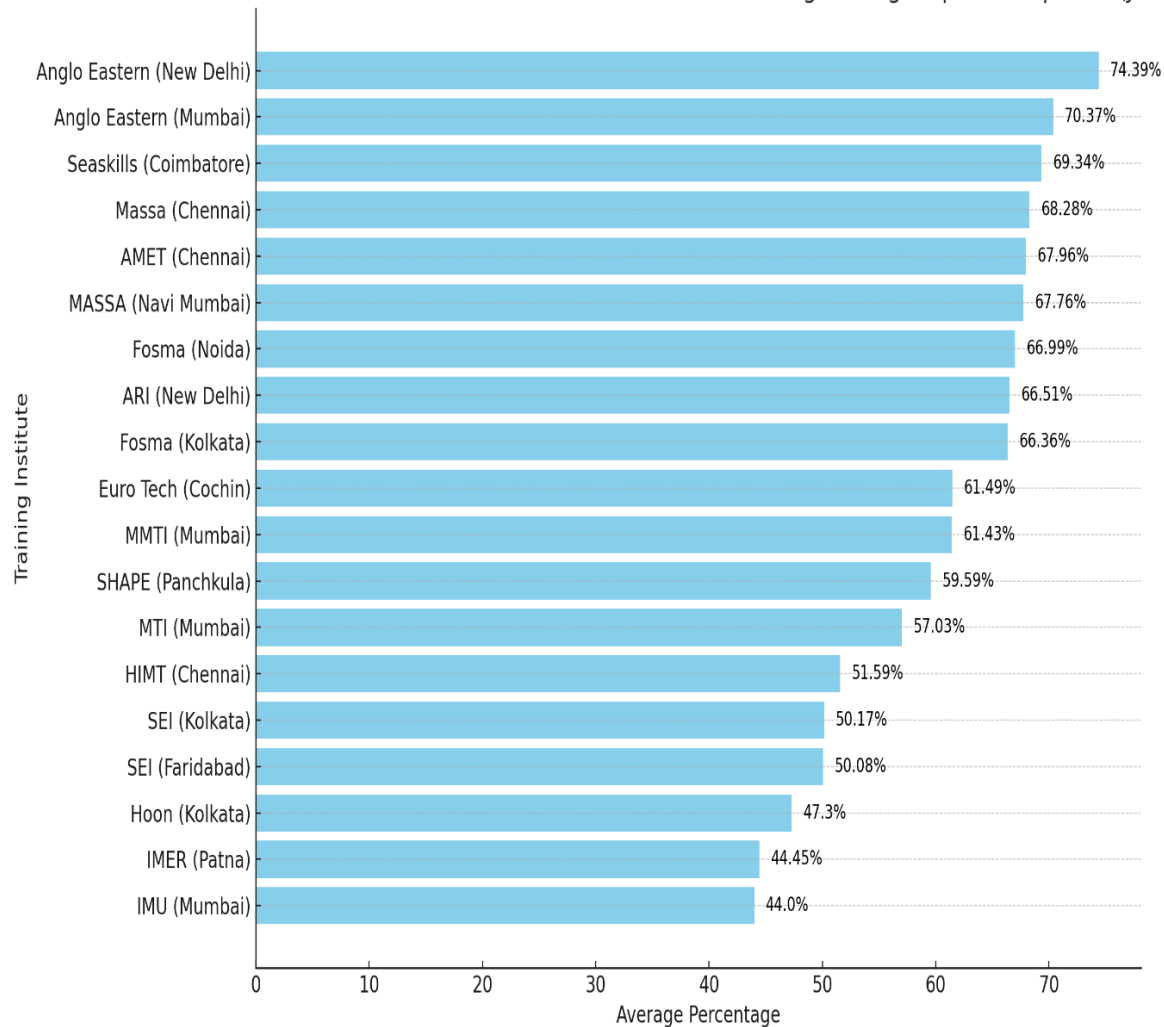
1. **Second Mate of a Foreign-Going Ship:** In 2023-24, a total of 2,512 candidates appeared for the Second Mate certification. Anglo Eastern (New Delhi) achieved the highest pass rate of 74.39%, representing approximately 7.6% of the total candidate volume.
2. **First Mate of a Foreign-Going Ship (Phase I):** In 2023-24, a total of 2,025 candidates appeared for the First Mate Phase I exam. SHAPE (Panchkula) led with a pass rate of 72.4%, accounting for about 8.1% of the total candidate volume.
3. **First Mate of a Foreign-Going Ship (Phase II):** In 2023-24, a total of 1,740 candidates appeared for the First Mate Phase II exam. FOSMA (Kolkata) achieved the highest pass rate of 69.94%, with approximately 4.9% of the total candidate volume.
4. **Master of a Foreign-Going Ship:** In 2023-24, a total of 1,327 candidates appeared for the Master ASM exam. MMTI (Mumbai) had the highest pass rate of 74.29%, making up about 7.9% of the total candidate volume.
5. **Near-Coastal Voyage (NCV) Programs:** 128 NCV COCs were also issued, representing the highest number in the last five years. The pass rates for NCV programs are as follows:
 - Master NCV: 61.7%
 - First Mate NCV Phase II: 58.97%
 - First Mate NCV Phase I: 85%
 - NWKO NCV: 72.64%
6. **FOSMA Noida** recorded the highest number of candidates appearing for these exams.

This summary underscores the continuous efforts of the maritime administration to refine and improve training programs. The data-driven insights provided in this section will inform future strategies aimed at raising the overall standards of maritime education and training in India.

IV. Second Mate of a Foreign Going Ship:

Institute wise candidates exam result for Second Mate of a Foreign Going Ship for the period (Jan - Dec 2023)																				
Sr No	Name of Training Institute	Navigation												Cargo			Ship Operation			Average percentage
		Written												Written			Written			
		Terrestrial and Coastal Navigation			Celestial Navigation			Meteorology			Bridge Watchkeeping and Emergencies			Cargo Handling and Stowage			Ship Operation			
		Total Appeared	Pass	Pass %	Total Appeared	Pass	Pass %	Total Appeared	Pass	Pass %	Total Appeared	Pass	Pass %	Total Appeared	Pass	Pass %	Total Appeared	Pass	Pass %	
1	Anglo Eastern Maritime Training Centre (New Delhi)	191	109	57.07	159	117	73.58	126	119	94.44	137	120	87.59	199	131	65.83	174	118	67.82	74.39
2	Anglo Eastern Maritime Training Centre (Mumbai)	76	45	59.21	65	46	70.77	48	44	91.67	55	44	80	77	44	57.14	82	52	63.41	70.37
3	Seaskills Maritime Academy (Coimbatore)	16	12	75	16	11	68.75	19	15	78.95	12	10	83.33	15	9	60	14	7	50	69.34
4	Massa Maritime Academy (Chennai)	69	50	72.46	72	49	68.06	61	52	85.25	60	46	76.67	90	46	51.11	82	46	56.1	68.28
5	AMET City College (Chennai)	6	5	83.33	9	5	55.56	5	5	100	11	6	54.55	14	6	42.86	14	10	71.43	67.96
6	MASSA Maritime Academy (Navi Mumbai)	206	127	61.65	206	133	64.56	151	135	89.4	165	123	74.55	236	134	56.78	223	133	59.64	67.76
7	Fosma Maritime Institute & Research Organisation	428	231	53.97	361	238	65.93	285	242	84.91	284	232	81.69	426	219	51.41	378	242	64.02	66.99
8	Applied Research International - School of	351	181	51.57	257	187	72.76	208	175	84.13	223	170	76.23	307	177	57.65	321	182	56.7	66.51
9	Fosma Maritime Institute & Research Organisation	346	168	48.55	284	194	68.31	209	185	88.52	227	177	77.97	369	185	50.14	317	205	64.67	66.36
10	Euro Tech Maritime Academy (Cochin)	3	3	100	6	3	50	5	3	60	6	3	50	7	5	71.43	8	3	37.5	61.49
11	Mumbai Maritime Training Institute (Mumbai)	113	52	46.02	91	60	65.93	65	56	86.15	87	63	72.41	127	53	41.73	110	62	56.36	61.43
12	School of Higher Academic And Professional	47	20	42.55	33	20	60.61	28	23	82.14	32	27	84.38	65	23	35.38	40	21	52.5	59.59
13	MTI (Mumbai)	315	117	37.14	253	141	55.73	169	138	81.66	199	150	75.38	329	136	41.34	267	136	50.94	57.03
14	HIMT TidalPark (Chennai)	97	44	45.36	112	52	46.43	67	46	68.66	74	48	64.86	120	44	36.67	124	59	47.58	51.59
15	SEI Educational Trust (Kolkata)	33	10	30.3	22	15	68.18	21	11	52.38	18	10	55.56	31	11	35.48	22	13	59.09	50.17
16	SEI Educational Trust Faridabad (Faridabad)	13	4	30.77	7	2	28.57	6	5	83.33	7	6	85.71	14	5	35.71	11	4	36.36	50.08
17	Hoon Maritime Institute (Kolkata)	38	15	39.47	25	15	60	24	16	66.67	29	15	51.72	50	16	32	56	19	33.93	47.30
18	Institute of Marine Education And Research	6	1	16.67	2	1	50	2	2	100	3	2	66.67	6	2	33.33	1	0	0	44.45
19	Indian Maritime University- Mumbai Port Campus (LBS)	24	5	20.83	17	7	41.18	7	6	85.71	23	14	60.87	28	7	25	23	7	30.43	44.00

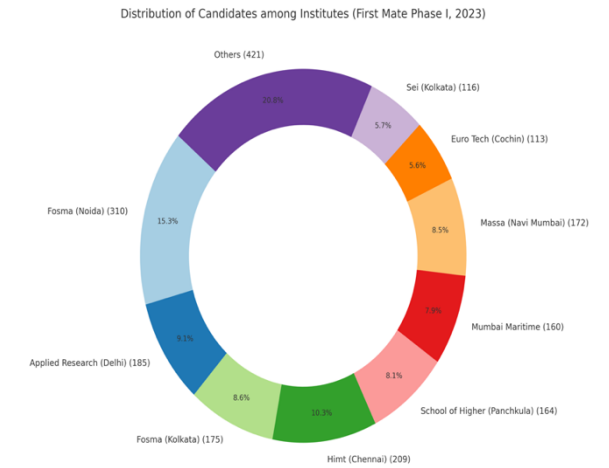
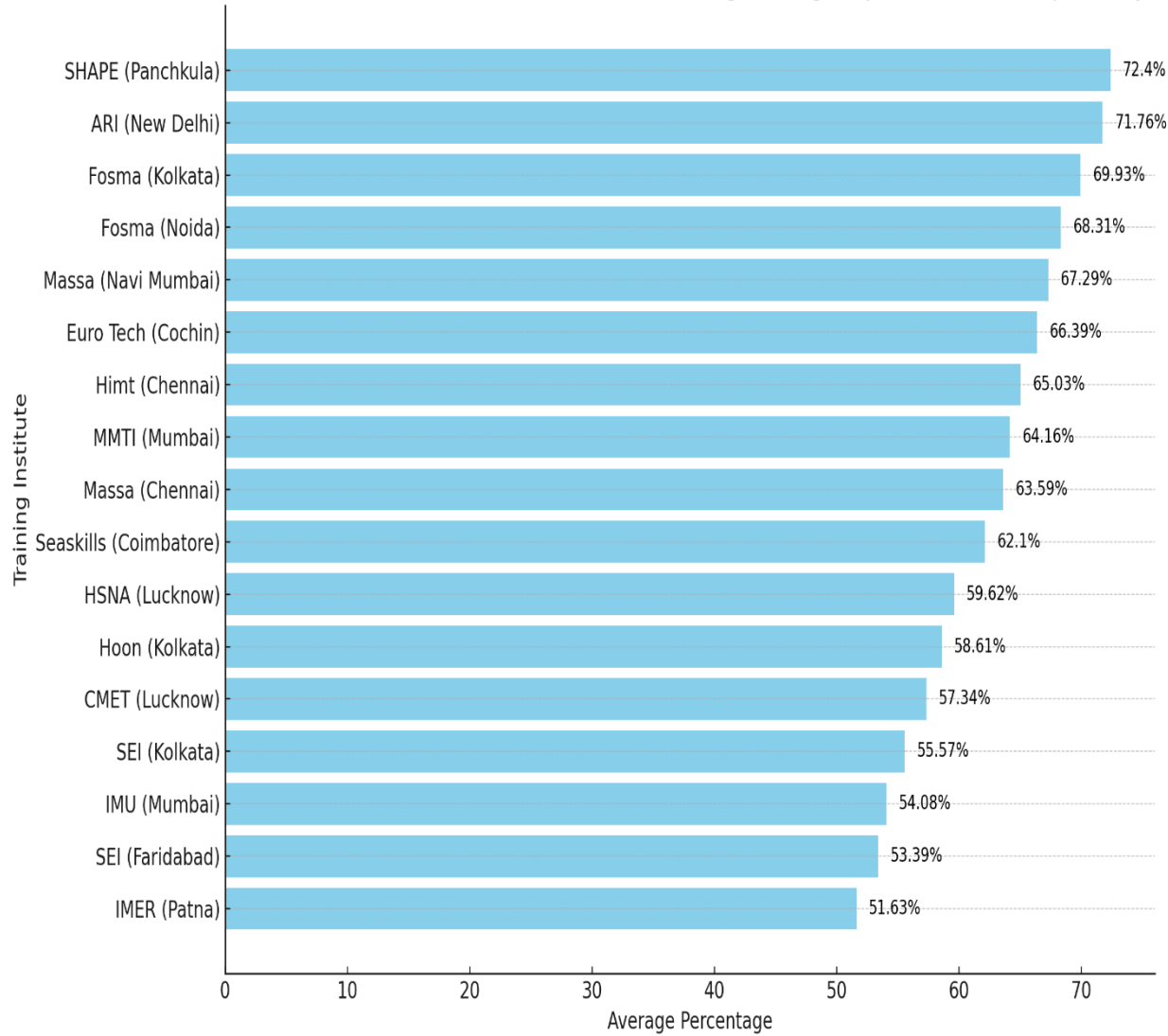
Institute wise candidates exam result for Second Mate of a Foreign Going Ship for the period (Jan - Dec 2023)



V. First Mate of Foreign Going Ship Phase I:

Institute wise candidates exam result for First Mate of Foreign Going Ship Phase I for the period (Jan - Dec 2023)																	
Sr No	Training Institute	PHASE1															Average percentage
		NAVIGATION						CARGO			SHIP OPERATION						
		Written						Written			Written						
		TCN			MET			CARGO			Ship Operation			NAVARC Paper 1			
		Total Appeared	Pass	Pass %	Total Appeared	Pass	Pass %	Total Appeared	Pass	Pass %	Total Appeared	Pass	Pass %	Total Appeared	Pass	Pass %	
1	School Of Higher Academic And	164	100	60.98	148	130	87.84	169	101	59.76	135	119	88.15	170	111	65.29	72.40
2	Applied Research International - School Of	185	112	60.54	143	130	90.91	181	104	57.46	160	141	88.13	170	105	61.76	71.76
3	Fosma Maritime Institute & Research Organisation	175	91	52	151	129	85.43	147	84	57.14	140	115	82.14	133	97	72.93	69.93
4	Fosma Maritime Institute & Research	310	187	60.32	245	212	86.53	309	152	49.19	254	223	87.8	246	142	57.72	68.31
5	Massa Maritime Academy(Navi Mumbai)	172	99	57.56	161	146	90.68	178	89	50	151	127	84.11	194	105	54.12	67.29
6	Euro Tech Maritime Academy(COCHIN)	113	78	69.03	107	86	80.37	96	45	46.88	101	83	82.18	101	54	53.47	66.39
7	Himt Tidal Park(Chennai)	209	115	55.02	158	133	84.18	231	118	51.08	153	124	81.05	184	99	53.8	65.03
8	Mumbai Maritime Training Institute(Mumbai)	160	93	58.13	121	98	80.99	152	82	53.95	116	91	78.45	136	67	49.26	64.16
9	Massa Maritime Academy(CHENNAI)	53	27	50.94	44	36	81.82	52	28	53.85	34	32	94.12	43	16	37.21	63.59
10	Seaskills Maritime Academy(COIMBATORE)	107	65	60.75	79	56	70.89	129	51	39.53	67	61	91.04	116	56	48.28	62.10
11	Hsna Maritime Education And	11	3	27.27	4	4	100	8	3	37.5	4	4	100	12	4	33.33	59.62
12	Hoon Maritime Institute(KOLKATA)	59	23	38.98	49	39	79.59	58	28	48.28	42	29	69.05	49	28	57.14	58.61
13	Centre For Maritime Education And	18	7	38.89	9	8	88.89	10	5	50	8	3	37.5	7	5	71.43	57.34
14	Sei Educational Trust(KOLKATA)	116	47	40.52	91	74	81.32	102	42	41.18	77	57	74.03	103	42	40.78	55.57
15	Indian Maritime University-Mumbai Port Campus	54	17	31.48	33	24	72.73	56	19	33.93	29	23	79.31	34	18	52.94	54.08
16	Sei Educational Trust Faridabad(FARIDABAD)	52	20	38.46	41	23	56.1	38	15	39.47	35	30	85.71	36	17	47.22	53.39
17	Institute Of Marine Education And	67	21	31.34	53	34	64.15	77	32	41.56	50	39	78	58	25	43.1	51.63

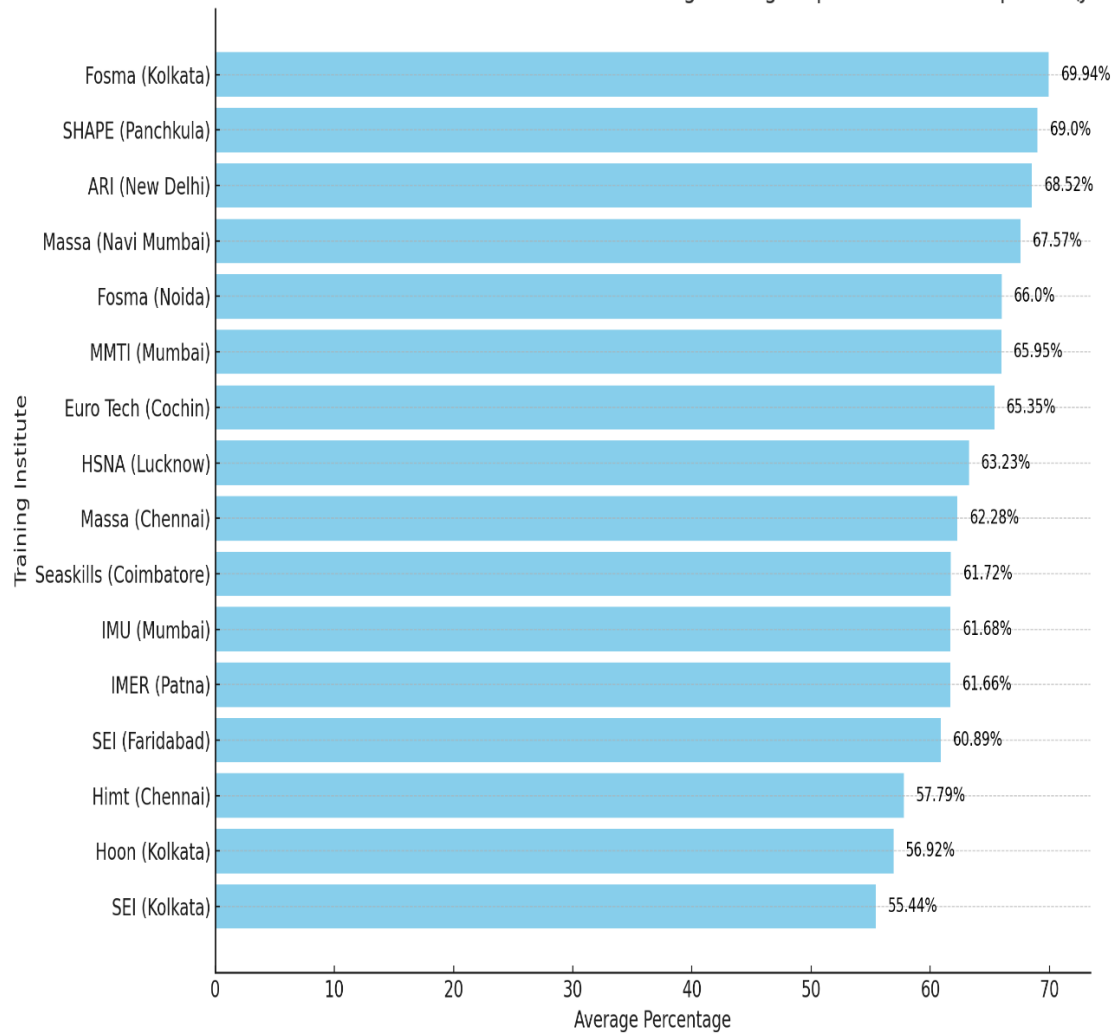
Institute wise candidates exam result for First Mate of Foreign Going Ship Phase I for the period (Jan - Dec 2023)



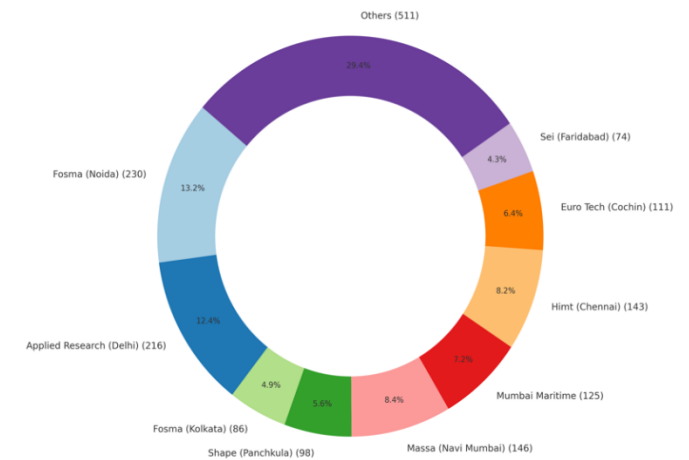
VI. Mate of Foreign Going Ship Phase II:

Sr. No.	Training Institute	PHASE 2															Average percentage
		NAVIGATION									SHIP OPERATION						
		Written									Written						
		NAV Aids			BWK			E.K.I.C.S			Maritime Legislation			NAV ARC Paper 2			
		Total Appeared	Pass	Pass %	Total Appeared	Pass	Pass %	Total Appeared	Pass	Pass %	Total Appeared	Pass	Pass %	Total Appeared	Pass	Pass %	
1	Centre For Maritime Education And	2	2	100	2	2	100	1	1	100	6	2	33.33	2	1	50	76.67
2	Fosma Maritime Institute & Research Organisation	86	44	51.16	70	53	75.71	63	51	80.95	87	59	67.82	54	40	74.07	69.94
3	School Of Higher Academic And Professional	98	67	68.37	112	90	80.36	97	77	79.38	96	59	61.46	110	61	55.45	69.00
4	Applied Research International - School Of	216	139	64.35	222	150	67.57	183	156	85.25	233	154	66.09	182	108	59.34	68.52
5	Massa Maritime Academy(Navi Mumbai)	146	100	68.49	139	92	66.19	129	100	77.52	158	90	56.96	131	90	68.7	67.57
6	Fosma Maritime Institute & Research	230	145	63.04	221	153	69.23	196	164	83.67	253	137	54.15	222	133	59.91	66.00
7	Mumbai Maritime Training Institute(Mumbai)	125	70	56	123	85	69.11	100	75	75	120	77	64.17	110	72	65.45	65.95
8	Euro Tech Maritime Academy(COCHIN)	111	64	57.66	100	71	71	77	53	68.83	104	64	61.54	62	42	67.74	65.35
9	Hsna Maritime Education And Research(LUCKNOW)	9	6	66.67	6	5	83.33	5	3	60	13	6	46.15	10	6	60	63.23
10	Massa Maritime Academy(CHENNAI)	68	34	50	65	49	75.38	65	54	83.08	63	37	58.73	43	19	44.19	62.28
11	Seaskills Maritime Academy(COIMBATORE)	119	65	54.62	112	71	63.39	98	76	77.55	148	71	47.97	106	69	65.09	61.72
12	Indian Maritime University-Mumbai Port Campus (Lbs	44	23	52.27	41	26	63.41	32	24	75	48	25	52.08	32	21	65.63	61.68
13	Institute Of Marine Education And	70	37	52.86	70	47	67.14	53	40	75.47	56	34	60.71	71	37	52.11	61.66
14	Sei Educational Trust Faridabad(FARIDABAD)	74	42	56.76	71	41	57.75	61	45	73.77	63	37	58.73	47	27	57.45	60.89
15	Himt Tidal Park(Chennai)	143	66	46.15	156	87	55.77	114	89	78.07	137	76	55.47	114	61	53.51	57.79
16	Hoon Maritime Institute(KOLKATA)	66	26	39.39	66	38	57.58	46	35	76.09	63	36	57.14	57	31	54.39	56.92
17	Sei Educational Trust(KOLKATA)	133	63	47.37	127	80	62.99	103	77	74.76	129	59	45.74	110	51	46.36	55.44

Institute wise candidates exam result for First Mate of Foreign Going Ship Phase II for the period (Jan - Dec 2023)



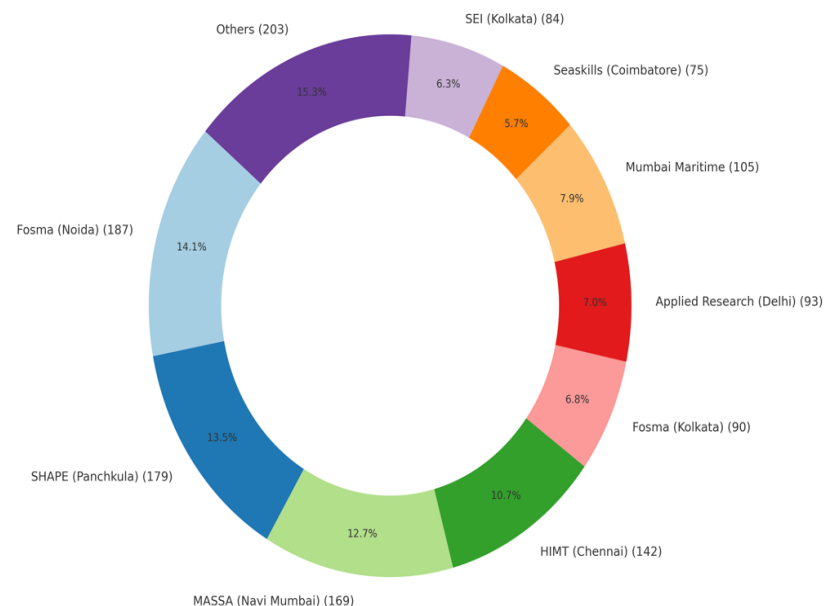
Distribution of Candidates among Institutes (First Mate Phase II, 2023)



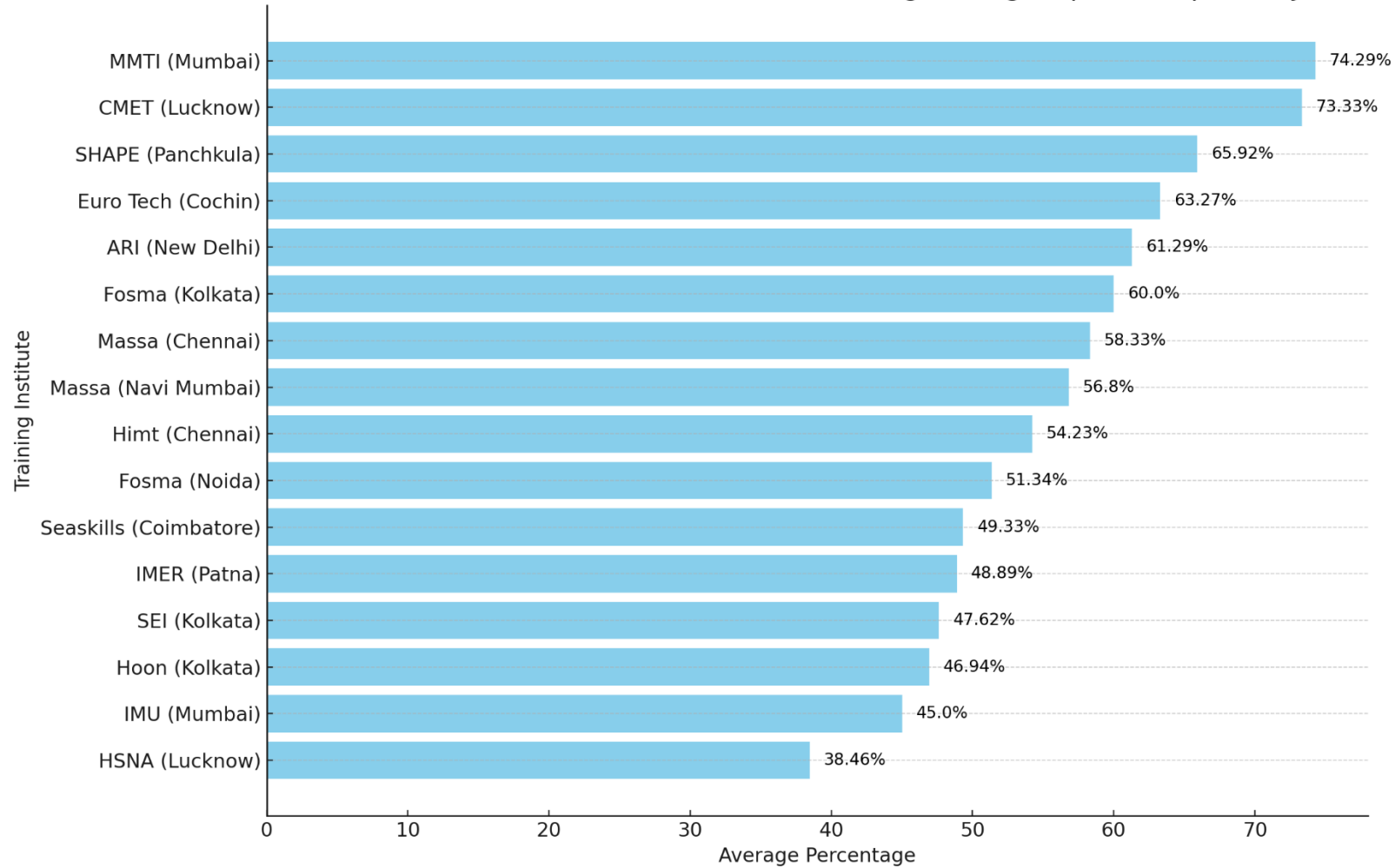
VII. Master of a Foreign Going Ship:

Sr. No.	Name of Training Institute	Written		
		Advanced Shipboard Management		
		Total Appeared	Pass	Pass %
1	Mumbai Maritime Training Institute (Mumbai)	105	78	74.29
2	Centre for Maritime Education And Training (Lucknow)	15	11	73.33
3	School of Higher Academic And Professional Education (SHAPE) (Panchkula)	179	118	65.92
4	Euro Tech Maritime Academy (Cochin)	49	31	63.27
5	Applied Research International - School of Higher Academic & Professional Education (Delhi)	93	57	61.29
6	Fosma Maritime Institute & Research Organisation (Noida)	90	54	60
7	Massa Maritime Academy (Chennai)	12	7	58.33
8	MASSA Maritime Academy (Navi Mumbai)	169	96	56.8
9	HIMT Tidal Park (Chennai)	142	77	54.23
10	Fosma Maritime Institute & Research Organisation (Noida)	187	96	51.34
11	Seaskills Maritime Academy (Coimbatore)	75	37	49.33
12	Institute of Marine Education And Research (Patna)	45	22	48.89
13	SEI Educational Trust (Kolkata)	84	40	47.62
14	Hoon Maritime Institute (Kolkata)	49	23	46.94
15	Indian Maritime University- Mumbai Port Campus (LBS CAMSAR & MEDU) (Mumbai)	20	9	45
16	HSNA Maritime Education And Research (Lucknow)	13	5	38.46

Distribution of Candidates among Institutes (Advanced Shipboard Management, 2023)



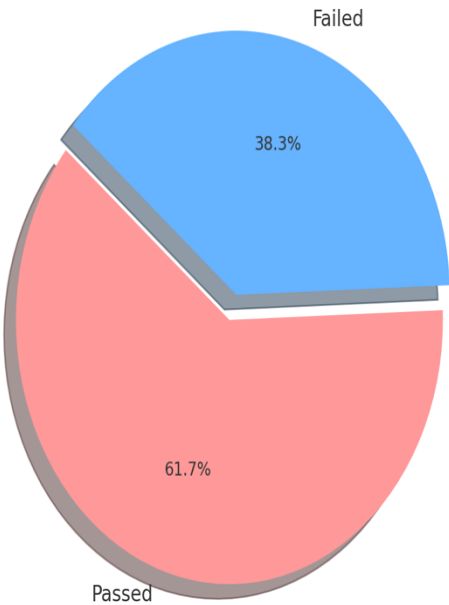
Institute wise candidates exam result for Master of a Foreign Going Ship for the period (Jan - Dec 2023)



VIII. Master of a Near Coastal Voyages for the period of Jan – Dec 2023:

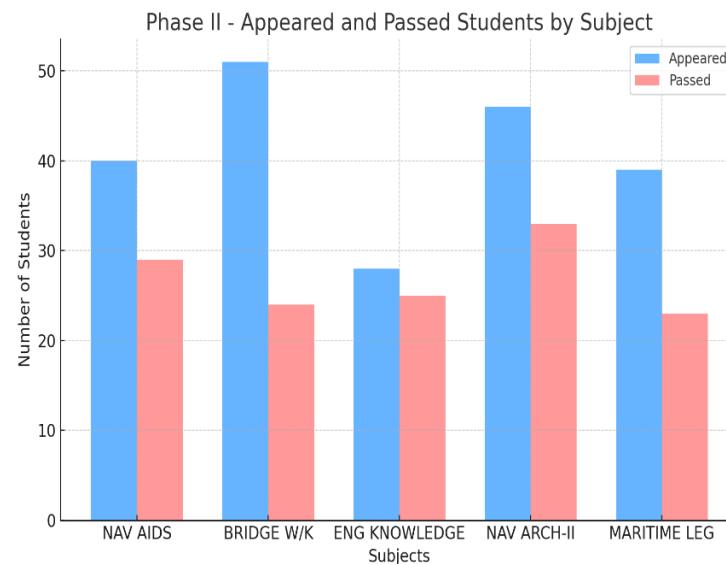
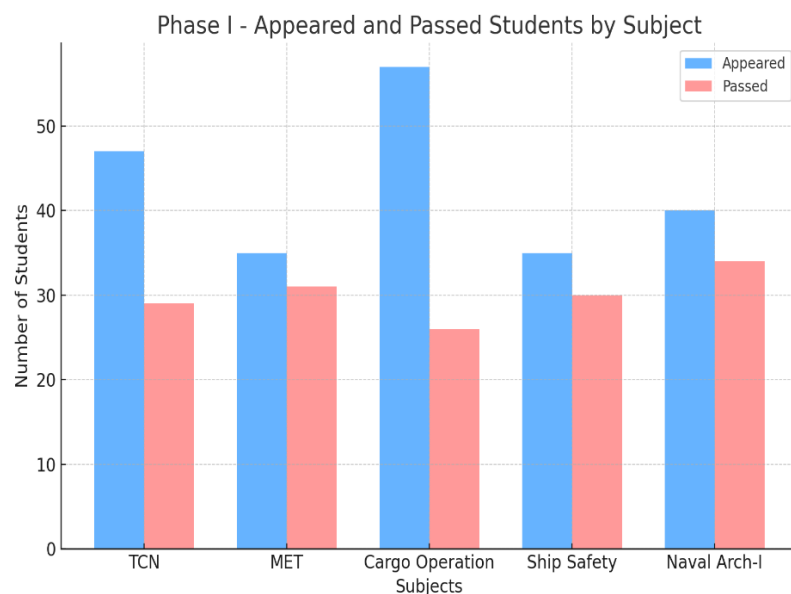
Appeared	Pass	Pass %
47	29	61.70

Master of a Near Coastal Voyages for the period of Jan – Dec 2023



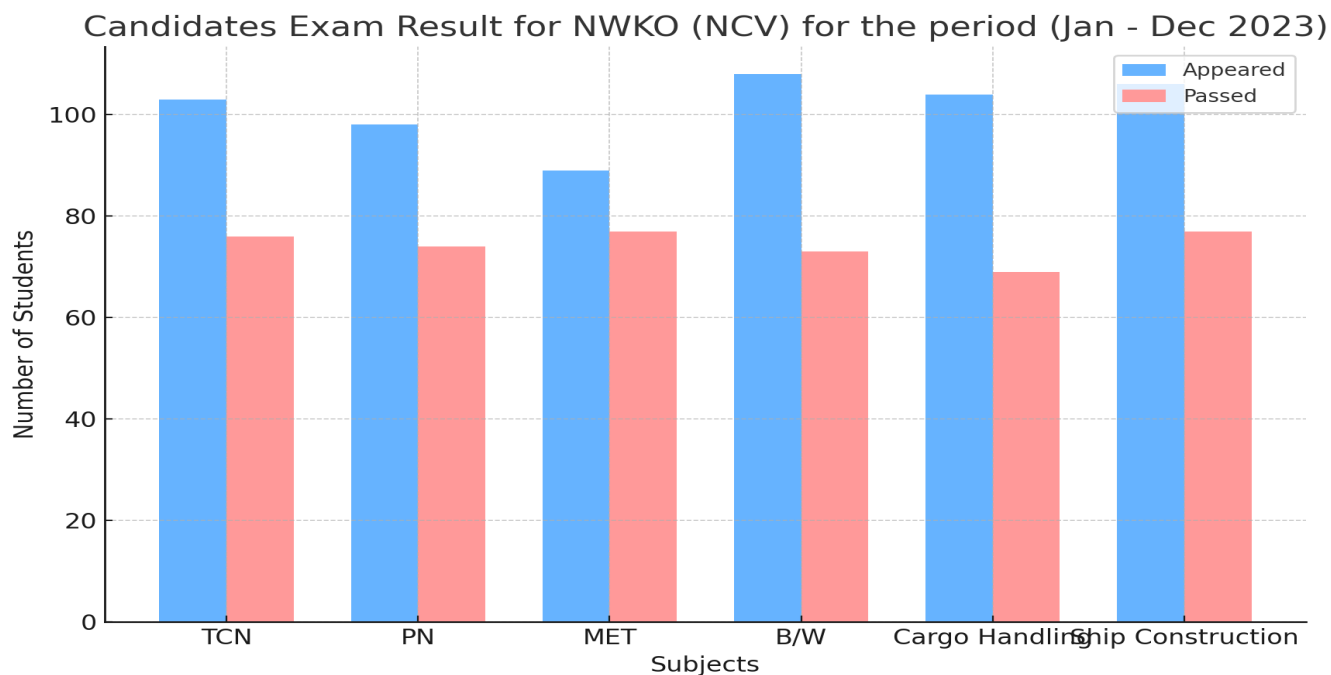
IX. Chief Mate of a Near Coastal Voyages for the period of Jan – Dec 2023:

	Subjects														
Phase I	TCN			MET			Cargo Operation			Ship Safety			Naval Arch-I		
	Appeared	Pass	Pass %	Appeared	Pass	Pass %	Appeared	Pass	Pass %	Appeared	Pass	Pass %	Appeared	Pass	Pass %
	47	29	61.70	35	31	88.57	57	26	45.61	35	30	85.71	40	34	85.00
Phase II	NAV AIDS			BRIDGE W/K			ENG KNOWLEDGE			NAV ARCH-II			MARITIME LEG		
	Appeared	Pass	Pass %	Appeared	Pass	Pass %	Appeared	Pass	Pass %	Appeared	Pass	Pass %	Appeared	Pass	Pass %
	40	29	72.50	51	24	47.06	28	25	89.29	46	33	71.74	39	23	58.97



X. NWKO of a Near Coastal Voyages for the period of Jan – Dec 2023:

Candidates exam result for NWKO (NCV) for the period (Jan - Dec 2023)																	
Subject																	
TCN			PN			MET			B/W			Cargo Handling			Ship Construction		
Appeared	Pass	Pass %	Appeared	Pass	Pass %	Appeared	Pass	Pass %	Appeared	Pass	Pass %	Appeared	Pass	Pass %	Appeared	Pass	Pass %
103	76	73.79	98	74	75.51	89	77	86.52	108	73	67.59	104	69	66.35	106	77	72.64



END
OF
REPORT